

Premium *Lift*

Low Low Bed



20cm from the floor for complete user and patient safety




Australia Lowest Disability Bed

PremiumLift Low Low Bed is designed to encourage the healing process by reducing discomfort when moving from the bed and preventing bed-fall injuries. It offers a variety of standard functions including 20cm low height, Trendelenburg, cardiac chair position and built-in 20cm length extension for excellent care to be provided.

We understand that recovery is extremely important among the elderly. This bed will allow the person you love to rest with comfort and security, preventing any potential injury from falling out of bed. PremiumLift Low Low Bed folding side rails will ensure that the user remains safely in bed.

PremiumLift Low Low Bed have plenty of user-friendly accessories that can be easily fitted to the bed frame offering the ultimate customer experience, support carers with everyday tasks and bring a new level of confidence and dignity to the user.









Reliable & Safe Design



User Friendly Accessories



8 Preset Positions

Standard Features & Advantages	Uses & Benefits Australia Lowest Bed	Options Accessories & Extras
<ul style="list-style-type: none"> ✓ Min Height 20cm ✓ Built-In Length Extension ✓ Five-function electric bed ✓ TGA Approved ✓ ISO Certified ✓ 10 year limited warranty ✓ 4 section bed for easy assembly and dismantle ✓ 9V Battery Backup ✓ Timber Look Beech Head & Foot Boards ✓ SWL 185kg 	<div style="text-align: center;">  Fall Prevention </div> <div style="text-align: center;">  After Stroke Care </div> <div style="text-align: center;">  Alzheimer Care </div> <div style="text-align: center;">  Disability Care </div> <div style="text-align: center;">  Carers Support </div> <div style="text-align: center;">  Injury Recovery </div>	<ul style="list-style-type: none"> ✓ King Single Width Extension Kit ✓ Foldable Side Rails ✓ Grab Rail ✓ Self Help Pole ✓ Fall Mat ✓ Mattress ✓ External Battery Pack





Reliable and Safe Design

20cm from the floor for complete user and patient safety



King Single Width Extension

Single to King Single within in seconds



TGA Approved Medical Device

Technical Specification

✓ Single Size SKU	PLLLB
✓ King Single Size SKU	PLLLBK
✓ Overall Length	2150mm
✓ Height Range	200mm – 650mm
✓ Single Dimensions	1950mm x 900mm
✓ King Single Dimensions	1950mm x 1070mm
✓ Length with Extension	2150mm
✓ Electric backrest	0° to 70°
✓ Electric legrest	0° to 38°
✓ Foot rest	0° to 30° (4 stages)
✓ Trendelenburg	20°
✓ Reverse Trendelenburg	20°
✓ Safe working load (SWL)	185kg
✓ Bed weight	80kg
✓ Locking Castors	Ø 75 mm
✓ Electrics Brand	Limoss
✓ Battery Backup	Yes (9V)
✓ ISO Certified	Yes
✓ TGA Approved	Yes
✓ Warranty	10 year limited

Premium *Lift*



Premium *Lift*

Address: 1 Force Way Pakenham VIC 3810 Australia

T 1800 771 381

E sales@premiumlift.com.au

www.premiumlift.com.au

All parts and data continually undergo further development and may therefore deviate from the details given.

© **Copyright PremiumLift**

Our Full Terms & Conditions are available by request or can be found on our website. PremiumLift reserves the right to alter or amend this document without notice

Distributor Stamp:

